

HIGH VOLTAGE POWER SCHOTTKY RECTIFIER

MAIN PRODUCT CHARACTERISTICS

PRELIMINARY DATASHEET

$I_F(AV)$	2 x 10A
V_{RRM}	100V
V_F (typ)	0.60V

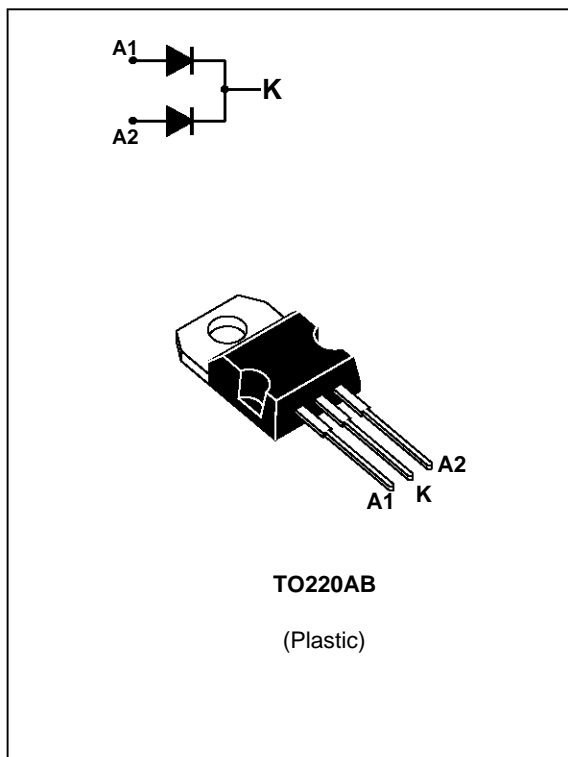
FEATURES AND BENEFITS

- NEGLIGIBLE SWITCHING LOSSES
- LOW FORWARD VOLTAGE DROP
- LOW CAPACITANCE
- HIGH REVERSE AVALANCHE SURGE CAPABILITY

DESCRIPTION

High voltage dual Schottky rectifier suited for switchmode power supplies and other power converters.

Packaged in TO220AC, this device is intended for use in medium voltage operation, and particularly, in high frequency circuitries where low switching losses and low noise are required.



ABSOLUTE MAXIMUM RATINGS

Symbol	Parameter		Value	Unit
V_{RRM}	Repetitive peak reverse voltage		100	V
$I_F(RMS)$	RMS forward current	Per diode	30	A
$I_F(AV)$	Average forward current	$T_c=110^\circ C$ $V_R = 60V$ $\delta = 0.5$ Per diode Per device	10 20	A A
I_{FSM}	Surge non repetitive forward current	$t_p=10ms$ sinusoidal Per diode	200	A
I_{RRM}	Repetitive peak reverse current	$t_p=2\mu s$ $F=1KHz$ Per diode	1	A
I_{RSM}	Non repetitive peak reverse current	$t_p=100\mu s$ Per diode	1	A
T_{stg}	Storage temperature range		- 65 to + 150	$^\circ C$
T_j	Max. Junction temperature		125	$^\circ C$
dV/dt	Critical rate of rise of reverse voltage		1000	V/ μs

THERMAL RESISTANCES

Symbol	Parameter		Value	Unit
Rth (j-c)	Junction to case	Per diode	1.6	°C/W
		Total	0.9	
Rth (c)	Coupling		0.15	°C/W

When the diodes 1 and 2 are used simultaneously :
 $T_j - T_c(\text{diode } 1) = P(\text{diode } 1) \times R_{th(j-c)}(\text{Per diode}) + P(\text{diode } 2) \times R_{th(c)}$

ELECTRICAL CHARACTERISTICS (Per diode)

STATIC CHARACTERISTICS

Symbol	Parameter	Test Conditions		Min.	Typ.	Max.	Unit
I _R *	Reverse leakage current	V _R = V _{RRM}	T _j = 25°C			150	μA
			T _j = 125°C			100	mA
V _F **	Forward voltage drop	I _F = 20 A	T _j = 125°C			0.85	V
		I _F = 10 A	T _j = 125°C		0.60	0.70	
		I _F = 20 A	T _j = 25°C			0.95	

Pulse test : * tp = 5 ms, duty cycle < 2 %
 ** tp = 380 μs, duty cycle < 2 %

To evaluate the conduction losses use the following equation :
 $P = 0.55 \times I_{F(AV)} + 0.015 \times I_{F(RMS)}^2$

Fig. 1 : Average forward power dissipation versus average forward current. (Per diode)

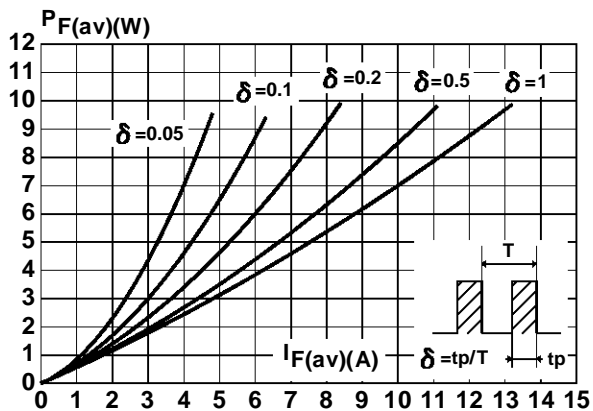


Fig. 2 : Average current versus ambient temperature. (duty cycle : 0.5) (Per diode)

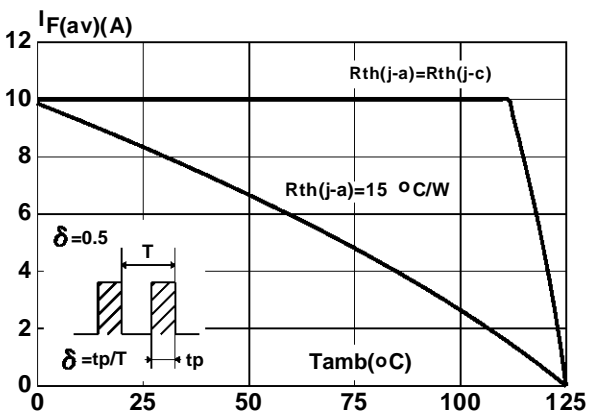


Fig. 3 : Non repetitive surge peak forward current versus overload duration. (Maximum values) (Per diode)

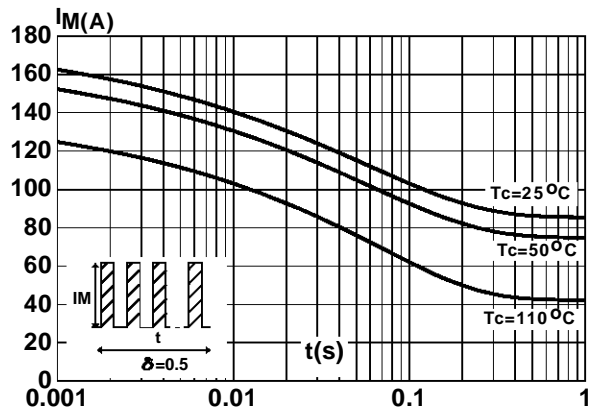


Fig. 4 : Relative variation of thermal transient impedance junction to case versus pulse duration.

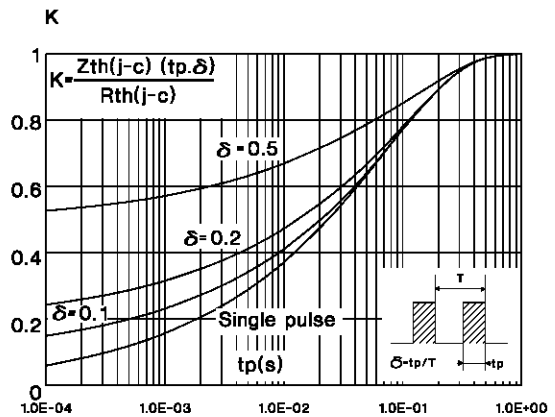


Fig. 5 : Reverse leakage current versus reverse voltage applied. (Typical values) (Per diode)

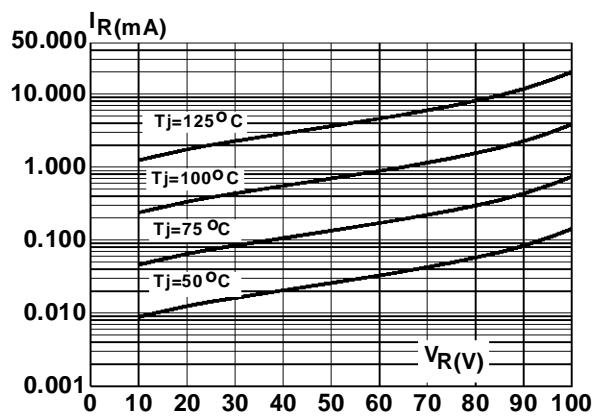


Fig. 6 : Junction capacitance versus reverse voltage applied. (Typical values) (Per diode)

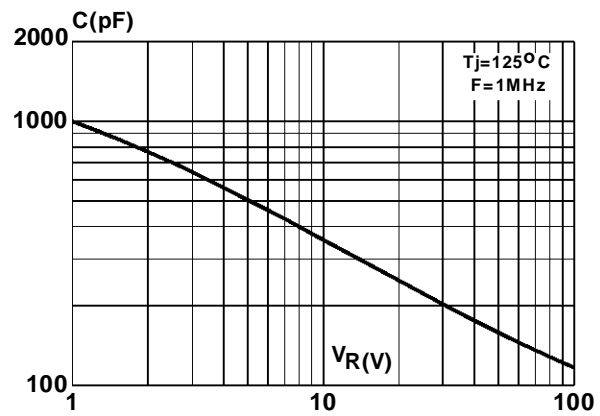
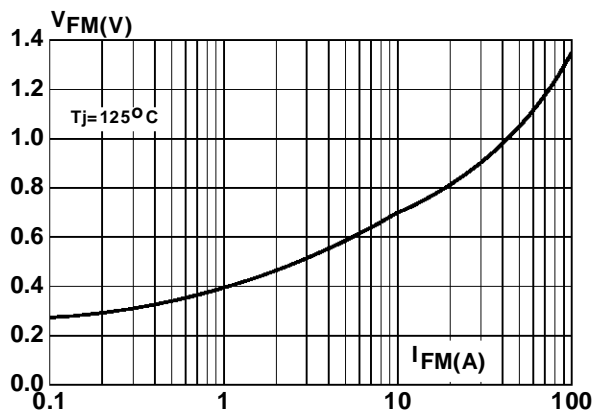


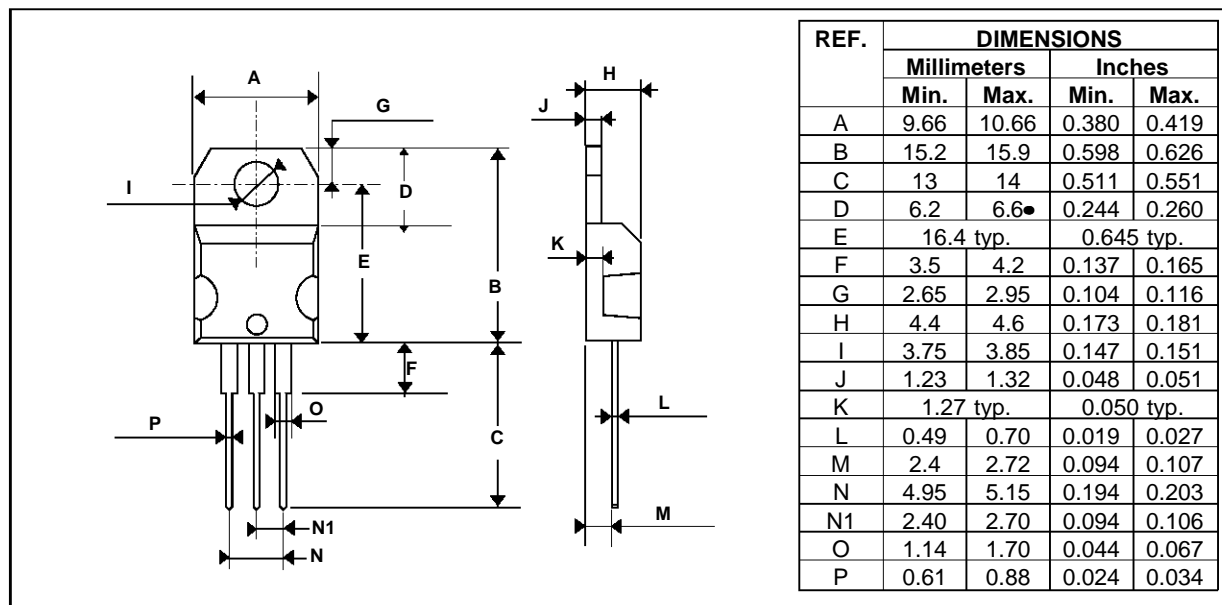
Fig. 7 : Forward voltage drop versus forward current. (Maximum values) (Per diode)



STPS20100CT

PACKAGE MECHANICAL DATA (millimeters)

TO220AB Plastic



Cooling method : by conduction (methode C)

Marking : Type number

Weigth : 2 g

Recommended torque value : 0.8m.N

Maximum torque value : 1m.N

Information furnished is believed to be accurate and reliable. However, SGS-THOMSON Microelectronics assumes no responsibility for the consequences of use of such information nor for any infringement of patents or other rights of third parties which may result from its use. No license is granted by implication or otherwise under any patent or patent rights of SGS-THOMSON Microelectronics. Specifications mentioned in this publication are subject to change without notice. This publication supersedes and replaces all information previously supplied.

SGS-THOMSON Microelectronics products are not authorized for use as critical components in life support devices or systems without express written approval of SGS-THOMSON Microelectronics.

© 1995 SGS-THOMSON Microelectronics - Printed in Italy - All rights reserved.

SGS-THOMSON Microelectronics GROUP OF COMPANIES

Australia - Brazil - France - Germany - Hong Kong - Italy - Japan - Korea - Malaysia - Malta - Morocco - The Netherlands - Singapore - Spain - Sweden - Switzerland - Taiwan - Thailand - United Kingdom - U.S.A.